

Wash your Hands




Learning and Activity Sheet

**Washing your hands often can help prevent
the spread of germs and disease!**

HOW GERMS SPREAD

Find and circle the seven words in the puzzle below.



O	E	S	N	R	O	M	E	E	E	T	H	S	G
S	N	A	O	H	U	U	O	H	T	E	Y	E	S
W	M	U	S	T	S	Z	T	T	S	E	E	B	U
E	T	A	E	O	S	O	W	L	W	U	E	S	S
E	W	N	S	E	N	U	O	U	H	M	Z	U	H
E	H	M	B	E	E	T	T	U	H	M	N	C	S
L	S	G	T	S	E	N	M	O	A	U	E	G	H
B	T	A	C	M	Z	A	S	N	U	E	R	E	T
O	S	A	H	O	E	U	M	I	U	C	T	R	U
W	E	H	Z	O	U	E	O	O	Y	W	H	M	O
W	S	M	T	E	S	G	M	O	N	E	S	S	M
H	S	C	B	O	Z	W	H	M	Y	Z	T	R	E
B	O	S	U	H	S	G	O	H	W	E	O	C	R
H	S	Y	E	S	E	U	S	S	I	T	H	U	O

When you wash your hands, you stop the germs that can get you sick!

Don't touch your eyes, nose and mouth with unwashed hands.

Always use your elbow or a tissue when you need to cough or sneeze.

WORD BANK

EYES

ELBOW

COUGH

GERMS

NOSE

WASH

SNEEZE

TISSUE

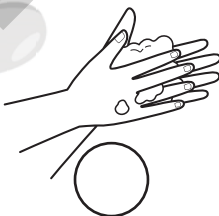
TOUCH

MOUTH

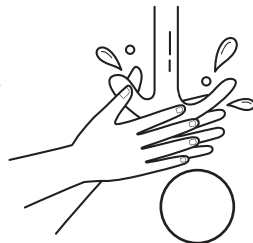
THE 5 STEPS TO WASHING YOUR HANDS

The steps to handwashing are out of order! Write 1, 2, 3, 4 or 5 next to each image below to show the correct order.


Lather and scrub for 20 seconds



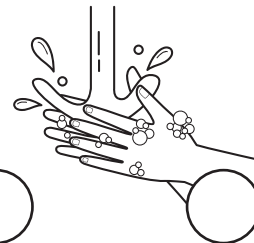
Wet hands with water



Dry hands with clean towel



Rinse hands with water




Put soap on hands



Answer Key:
1. Wet hands with water 2. Put soap on hands 3. Lather and scrub for 20 seconds
4. Rinse hands with water 5. Dry hands with clean towel

WHEN SHOULD YOU WASH YOUR HANDS?

Washing your hands before and after every activity helps stop germs from spreading. Find the missing words in each sentence and fill in the crossword puzzle.



DOWN

- After going to the bathroom and using the ____.
- Before and after playing in ____, like swimming in a pool.
- After blowing your ____, coughing, or sneezing.
- If your hands are ____ or have something on them.


Across

- Before you ____, like baking cookies.
- After playing with an ____ or pet.
- After handling ____ food or pet treats.
- After playing ____, like sports or with friends.
- Before and after you ____ something, like an apple or sandwich.

Answer Key:
 Down: 1. toilet, 3. water, 4. nose, 6. dirty
 Across: 2. cook, 5. animal, 7. pet, 8. outside, 9. eat

EMMA NEEDS TO WASH HER HANDS

Help Emma find a path to the sink. Watch out for the evil germs along the way!



20 SECONDS TO CLEAN HANDS!

Always remember to wash your hands for at least 20 seconds

Singing the alphabet or the "Happy Birthday" song twice is a fun way to pass the time and make washing your hands fun!

"**A B C D**
E F G"



PREVIEW